

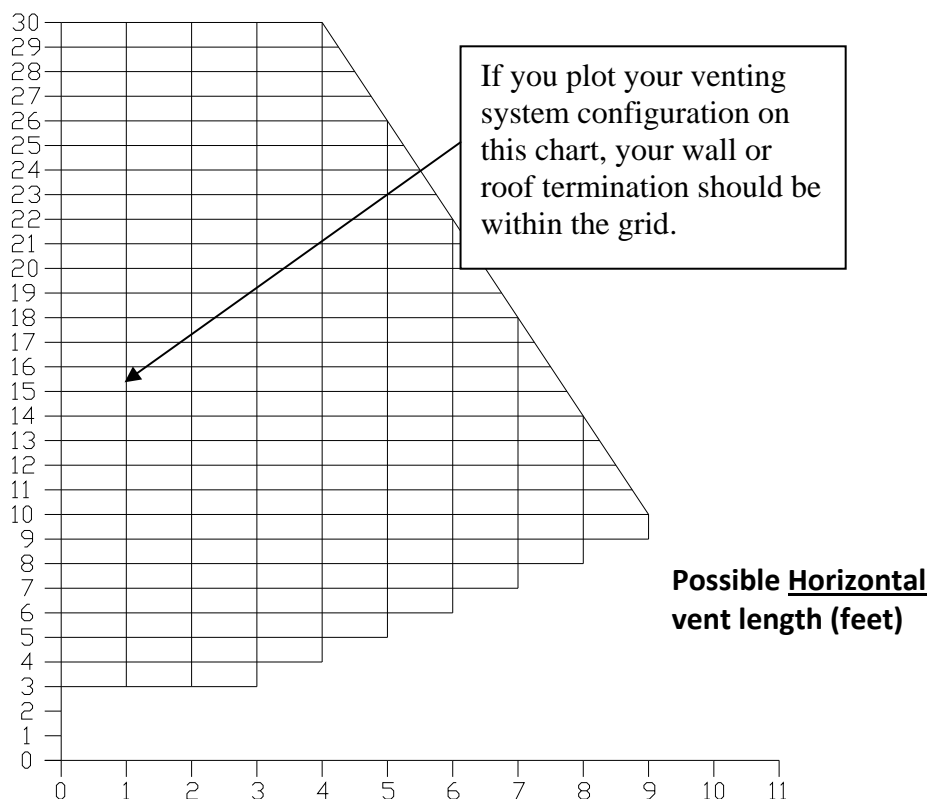
REPLACEMENT PARTS

Contact an Authorized FLAME Dealer to obtain any of these parts. Never use substitute materials. Use of non-approved parts can result in poor performance and safety hazards.

ITEM	PART #
Airflow Pressure Switch	44029
Air Switch Hose	49004
Auger Motor	44038
Burn Pot	SE49045
Burn pot gasket(2 requires)	21045
PC Board	44064
Combustion/Exhaust Blower Assembly	SE44101
Convection Blower	44100
Door Gasket	AC06100
Door Glass	SE49220
Hot Rod Igniter	44030
Thermistor	44095
F-160 Convection blower heat sensor	44058
L-250 Automatic High Temp. Switch	44059
L-250 Manual Reset High Temp. Switch	44041
Window Gasket (7')	AC06400
Convection blower gasket	21177
Combustion/Exhaust blower gasket	21109
Auger	24017
Loading lid switch	44098
Loading lid handle	30527
Baffle	

APPENDIX A - HORIZONTAL AND VERTICAL VENT CHART

**Possible Vertical
vent length (feet)**





Let's imagine an installation consisting of a horizontal vent coming out at the back of the stove on a total distance of 8 feet. This horizontal run is followed by a Tee and a 6-foot vertical rise. This type installation is not acceptable. As you can see, the vent termination is clearly outside the allowed configuration zone on the chart. The venting system does not have at least one foot of vertical rise for each foot of horizontal run.

Instead, if the installation consisted of a horizontal vent coming out at the back of the stove on a total distance of 4 feet, followed by a Tee and a 6-foot vertical rise, it would be acceptable. The installation would end within the allowable configuration zone on the chart since it would have at least one foot of vertical rise for each foot of horizontal run. Furthermore, the total vertical rise would be at least 3-foot high.

WARNING: To reduce the risk of smoke spillage, never terminate with a horizontal run. If your system terminates with a horizontal run, add at least 3 feet of vertical rise.

APPENDIX B – INSPECTION AND REPAIR FORM

INSPECTION AND REPAIR FORM	 <p style="margin: 0;">Fabriquant de poêle international inc. Stove Builder International Inc. 1700, rue Léon-Harmel, Québec (Québec) G1N 4R9 Phone : (418) 527-3060 Fax : (418) 527-4311 E-mail : tech@sbi-international.com</p>					INSTALLATION DIAGRAM			
	DRAW YOUR INSTALLATION 1 SQUARE = 1 FOOT								
	Installation		int.	<input type="checkbox"/>	ext.	<input type="checkbox"/>			
	<p style="margin: 0;">Name _____</p> <p style="margin: 0;">Address _____</p> <p style="margin: 0;">City _____</p> <p style="margin: 0;">Province / State _____</p> <p style="margin: 0;">Country _____</p> <p style="margin: 0;">Home telephone _____</p> <p style="margin: 0;">Work telephone _____</p> <p style="margin: 0;">Purchase date _____</p> <p style="margin: 0;">Model number _____</p> <p style="margin: 0;">Serial number _____</p> <p style="margin: 0;">Installation date _____</p> <p style="margin: 0;">Installer name _____</p> <p style="margin: 0;">Installer telephone _____</p> <p style="margin: 0;">Type of pellets _____</p> <p style="margin: 0;">Thermostat Yes <input type="checkbox"/> No <input type="checkbox"/></p> <p style="margin: 0;">Outside air Yes <input type="checkbox"/> No <input type="checkbox"/></p> <p style="margin: 0;">Ignition gasket / 2 magniglass Yes <input type="checkbox"/> No <input type="checkbox"/></p>		Schéma de la cheminée				20		
							19		
							18		
							17		
							16		
							15		
							14		
					13				
					12				
					11				
				10					
				9					
				8					
				7					
				6					
				5					
				4					
				3					
				2					
				1					
Equivalent vent length calculation table									
Equivalent vent length (EVL)									
CLEANING					Qty	Type of pipe	EVL		
PART	DAILY	+/- 10 bags	+/- 25 bags	+/- 50 bags	1	T or 90°	5 feet		
Exchanger	<input type="checkbox"/> YES <input type="checkbox"/> NO				1	45° elbow	3 feet		
Baffle		<input type="checkbox"/> YES <input type="checkbox"/> NO			1 feet	Horiz. Length	1 feet		
Left interior channel			<input type="checkbox"/> YES <input type="checkbox"/> NO		1 feet	Vert. Length	0.5 feet		
Hopper			<input type="checkbox"/> YES <input type="checkbox"/> NO		<p style="margin: 0;">Use 4" pipe if you have more than 15 feet of Equivalent Vent Length (EVL).</p> <p style="margin: 0;">The longer the run of pipe in your installation, the more restriction there is in the system. Therefore, larger diameter pipe should be used.</p>				
Evacuation blower			<input type="checkbox"/> YES <input type="checkbox"/> NO						
Blower blades			<input type="checkbox"/> YES <input type="checkbox"/> NO						
Pressure system			<input type="checkbox"/> YES <input type="checkbox"/> NO						
Burn pot	<input type="checkbox"/> YES <input type="checkbox"/> NO				<p style="margin: 0;">The longer the run of pipe in your installation, the more restriction there is in the system. Therefore, larger diameter pipe should be used.</p>				
Convection blower filter		<input type="checkbox"/> YES <input type="checkbox"/> NO							
Evacuation system			<input type="checkbox"/> YES <input type="checkbox"/> NO <input type="checkbox"/> YES <input type="checkbox"/> NO						
Gaskets			<input type="checkbox"/> YES <input type="checkbox"/> NO						
INDICATE APPLIANCE CODE					DESCRIPTION OF THE PROBLEM				
Appliance code	0 <input type="checkbox"/>	C <input type="checkbox"/>	O <input type="checkbox"/>						
	1 <input type="checkbox"/>	P <input type="checkbox"/>	X <input type="checkbox"/>						
	E <input type="checkbox"/>	N <input type="checkbox"/>	L <input type="checkbox"/>						

FLAME LIMITED LIFETIME WARRANTY

The warranty of the manufacturer extends only to the original consumer purchaser and is not transferable. This warranty covers brand new products only, which have not been altered, modified nor repaired since shipment from factory. Proof of purchase (dated bill of sale), model name and serial number must be supplied when making any warranty claim to your FLAME dealer.

This warranty applies to normal residential use only. Damages caused by misuse, abuse, improper installation, lack of maintenance, negligence or accident during transportation are not covered by this warranty. This warranty does not cover any scratch, corrosion, warping or discoloration caused by over firing, abrasives or chemical cleaners. Any defect or damage caused by the use of unauthorized parts or others than original parts void this warranty. An authorized qualified technician must perform the installation in accordance with the instructions supplied with this product and all local and national building codes. Any service call related to an improper installation is not covered by this warranty.

The manufacturer may require that defective products be returned or that digital pictures be provided to support the claim. Returned products are to be shipped prepaid to the manufacturer for investigation. If a product is found to be defective, the manufacturer will repair or replace such defect and reasonable transportation fees will be refunded. Repair work covered by the warranty, executed at the purchaser's domicile by an authorized qualified technician requires the prior approval of the manufacturer. Labour cost and repair work to the account of the manufacturer are based on predetermined rate schedule and must not exceed the wholesale price of the replacement part. All labour and freight costs covered by this warranty are limited according to the table below.

The manufacturer at its discretion may decide to repair or replace any part or unit after inspection and investigation of the defect. The manufacturer may, at its discretion, fully discharge all obligations with respect to this warranty by refunding the wholesale price of any warranted but defective parts. The manufacturer shall in no event be responsible for any special, indirect, consequential damages of any nature, which are in excess of the original purchase price of the product.

DESCRIPTION	WARRANTY APPLICATION	
	PARTS	LABOUR
Combustion chamber & heat exchanger (welds only), auger, and castings.	Lifetime	5 years
Plating (defective manufacture) – subject to limitations above	Lifetime	n/a
Convection blower, combustion blower, auger motor, and PC board	2 years	1 year
Stainless steel baffle and parts	5 years	3 years
Carbon steel baffle and parts	2 years	1 year
Ceramic glass (thermal breakage only*)	2 years	n/a
Heat sensors, switches, and igniter.	1 year	1 year
Paint (peeling), ceramic logs, gaskets, and masonry-like panels	1 year	n/a

**Pictures required*

Shall your unit or a components be defective, contact immediately your **FLAME** dealer. Prior to your call make sure you have the following information necessary to your warranty claim treatment:

- Your name, address and telephone number;
- Bill of sale and dealer's name;
- Serial number and model name as indicated on the nameplate fixed to the back of your unit;
- Nature of the defect and any relevant information.

Before shipping your unit or defective component to our plant, you must obtain from your FLAME dealer an Authorization Number. Any merchandise shipped to our plant without authorization will be refused automatically and returned to sender.